# MARINE
## Commercial
## N40

# N40 170
## 125 kW

| | |
|---|---|
| Rating type C: | 125 kW (170 HP) @ 2800 rpm |
| Rating type C: | 110 kW (150 HP) @ 2800 rpm |
| Rating type C: | 74 kW (100 HP) @ 2800 rpm |
| Rating type C: | 63 kW (85 HP) @ 2800 rpm |

## SPECIFICATIONS

| | | |
|---|---|---|
| Thermodynamic cycle | | Diesel 4 stroke |
| Air Feeding | | TCA |
| Cylinders arrangement | | 4L |
| Bore x Stroke | millimeters | 102 x 120 |
| Total displacement | liters | 3.9 |
| Valves per cylinder | number | 4 |
| Cooling System | | liquid |
| Direction of Rotation (viewed facing flywheel) | | CCW |
| Engine management | | by EDC (Electronic Diesel Control) |
| Injection System | | CR |

## STANDARD CONFIGURATION

| | | |
|---|---|---|
| Flywheel housing | type | SAE 3 |
| Flywheel size | inch | 11" ½ |
| Air filter | | rear side |
| Turbocharger | | Fixed Geometry (water cooled) Turbo with Aftercooler (TAA) |
| Heat excharger | | tube type |
| Exhaust gas water mixer - Exhaust cooled elbow | | - |
| Water charge tank | | included |
| Fuel filter | number | 1 |
| Fuel prefilter | | included (loose) |
| Fuel pump | | included |
| Oil filter | number | 1 |
| Oil sump | | aluminium |
| Oil vapours blow-by circuit | | rear |
| Oil heat exchanger | | built in the crankcase |
| Oil filler | | n° 1 |
| Starter | | 12 V - 3 kW |
| Alternator | | 12 V - 90 A |
| Engine stop device | | by electronic central unit |
| Wiring harness | | with negative to ground connection |
| Painting color | | white "ICE" |

## WEIGHT AND DIMENSIONS

| | | |
|---|---|---|
| Dimensions (L x W x H) | mm | 850 x 780 x 785 |
| Dry Weight | Kg | 490 |

DIMENSIONS CAN BE CHANGED ACCORDING TO ENGINE OPTIONS

COMMERCIAL

IMAGES SHOWN ARE FOR ILLUSTRATION PURPOSE ONLY

## ELECTRICAL SYSTEM

| | | |
|---|---|---|
| Voltage | V | 12 V |

## NOT INCLUDED IN STANDARD CONFIGURATION

| | | |
|---|---|---|
| Battery - minimum capacity recommended | Ah | 120 |
| Battery - minimum cold cranking capacity recommended | Ah | 900 |

**Do you want to know more?** CONTACT US

LEGEND

| Arrangement | Air Handling | Turbocharger | Injection System | Exhaust System |
|---|---|---|---|---|
| L (in line) | TC (Turbocharged) | WG (Wastegate) | M (Mechanical) | EGR (Exhaust Gas Recirculation) |
| | NA (Naturally Aspirated) | | CR (Common Rail) | SCR (Selective Catalytic Reduction) |
| | TCA (Turbocharged with aftercooler) | | MPI (Multi Point Injection) | |

A1 High Performance Crafts. Full throttle operation restricted within 10% of total use period. Cruising speed at engine rpm <90% of rated speed setting - Maximum usage 300 hours per year.
A2/B1 Pleasure Commercial Vessels. Full throttle operation restricted within 10% of total use period. Cruising speed at engine rpm <90% of rated speed setting - Maximum usage 1000 hours per year.

B Light Duty: Full throttle operation restricted within 10% of use period. Cruising speed at engine rpm <90% of rated speed setting - Maximum usage 1500 hours per year.
C Medium Duty: Full throttle operation < 25% of use period. Cruising speed at engine rpm <90% of rated speed setting - Maximum usage 3000 hours per year.
D Heavy Duty

FOR INFORMATION ON THE AVAILABLE RATINGS NOT LISTED IN THIS DOCUMENT PLEASE CONTACT THE FPT INDUSTRIAL SALES NETWORK OR VISIT OUR SITE WWW.FPTINDUSTRIAL.COM

SPECIFICATION SUBJECT TO CHANGE WITHOUT NOTICE

## RATING TYPE

| | | C | C | C | C |
|---|---|---|---|---|---|
| Maximum power [*] | kW (HP) | 125 (170) | 110 (150) | 74 (100) | 63 (85) |
| At speed | rpm | 2800 | 2800 | 2800 | 2800 |
| Maximum no load governed speed at max rating | rpm | 3000 | 3000 | 3000 | 3000 |
| Minimum idling speed | rpm | 700 | 700 | 700 | 700 |
| Mean piston speed at rated speed | m/s | 11.2 | 11.2 | 11.2 | 11.2 |
| BMEP at max power | bar | | | | |
| Specific fuel consumption (best value) | g/kWh @ rpm | 228,6 | 263 | 297 | 305 |
| IMO Marpol Tier 2 (IMO Annex VI Technical Code 2008) | | - | - | - | - |
| RCD Stage 2 (2013/53/EC) | | - | - | - | - |
| IWV Stage V (EU 2016/1628) | | ✓ | ✓ | ✓ | ✓ |
| EPA Tier 3 Commercial | | - | - | - | - |
| EPA Tier 3 Recreational | | - | - | - | - |
| China GB I (GB15097-2016) | | - | - | - | - |
| China GB II (GB15097-2016) | | - | - | - | - |
| Oil consumption at max rating | (% of fuel cons.) | < 0.1 | < 0.1 | < 0.1 | < 0.1 |
| Minimum starting temperature without auxiliaries | °C | -10° | -10° | -10° | -10° |
| Oil and oil filter maintenance interval for replacement | hours | 600 | 600 | 600 | 600 |

* Net Power at flywheel according to ISO 8665, after 50 hours running, Fuel Diesel EN 590. Power tolerance 5%.

## POWER & TORQUE

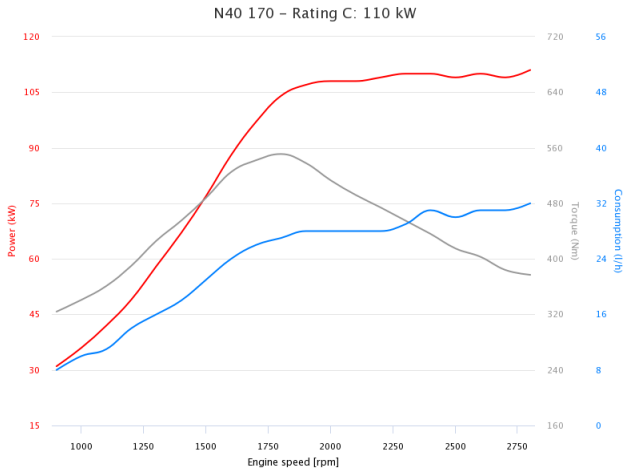


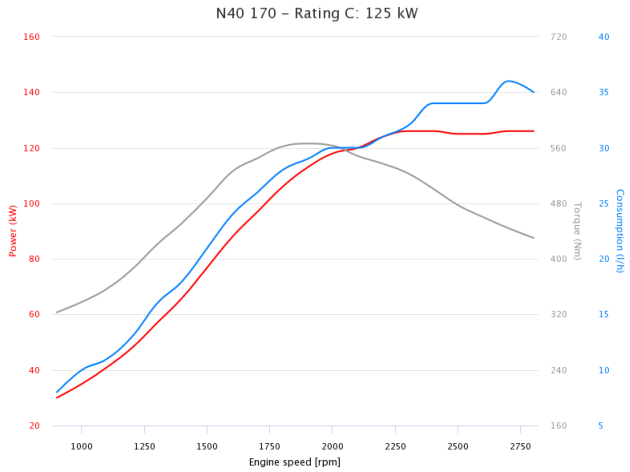


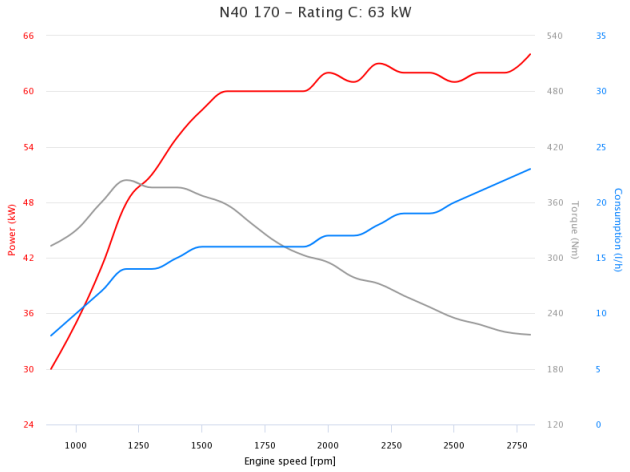


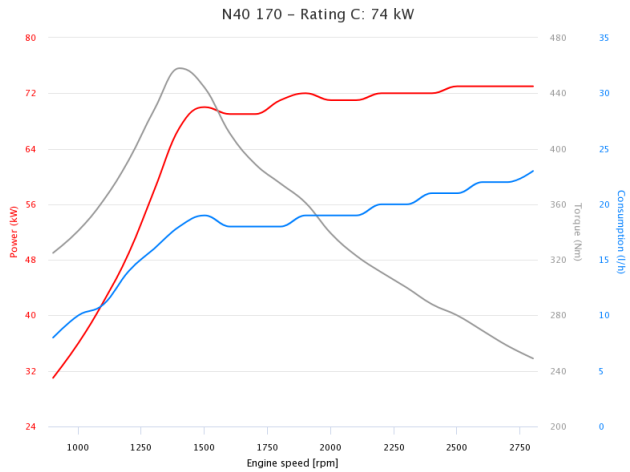


COMMERCIAL

LEGEND

| Arrangement | Air Handling | Turbocharger | Injection System | Exhaust System |
|---|---|---|---|---|
| L (in line) | TC (Turbocharged) | WG (Wastegate) | M (Mechanical) | EGR (Exhaust Gas Recirculation) |
| | NA (Naturally Aspirated) | | CR (Common Rail) | SCR (Selective Catalytic Reduction) |
| | TCA (Turbocharged with aftercooler) | | MPI (Multi Point Injection) | |

A1 High Performance Crafts. Full throttle operation restricted within 10% of total use period. Cruising speed at engine rpm <90% of rated speed setting - Maximum usage 300 hours per year.
A2/B1 Pleasure Commercial Vessels. Full throttle operation restricted within 10% of total use period. Cruising speed at engine rpm <90% of rated speed setting - Maximum usage 1000 hours per year.

B Light Duty: Full throttle operation restricted within 10% of use period. Cruising speed at engine rpm <90% of rated speed setting - Maximum usage 1500 hours per year.
C Medium Duty: Full throttle operation < 25% of use period. Cruising speed at engine rpm <90% of rated speed setting - Maximum usage 3000 hours per year.
D Heavy Duty

**FOR INFORMATION ON THE AVAILABLE RATINGS NOT LISTED IN THIS DOCUMENT PLEASE CONTACT THE FPT INDUSTRIAL SALES NETWORK OR VISIT OUR SITE WWW.FPTINDUSTRIAL.COM**

**SPECIFICATION SUBJECT TO CHANGE WITHOUT NOTICE**